



OPENCOESIONE

www.opencoesione.gov.it

APERTURA DEI DATI SUI FONDI STRUTTURALI IN EUROPA E IN ITALIA

Luigi Reggi

Dipartimento per lo sviluppo e la coesione economica

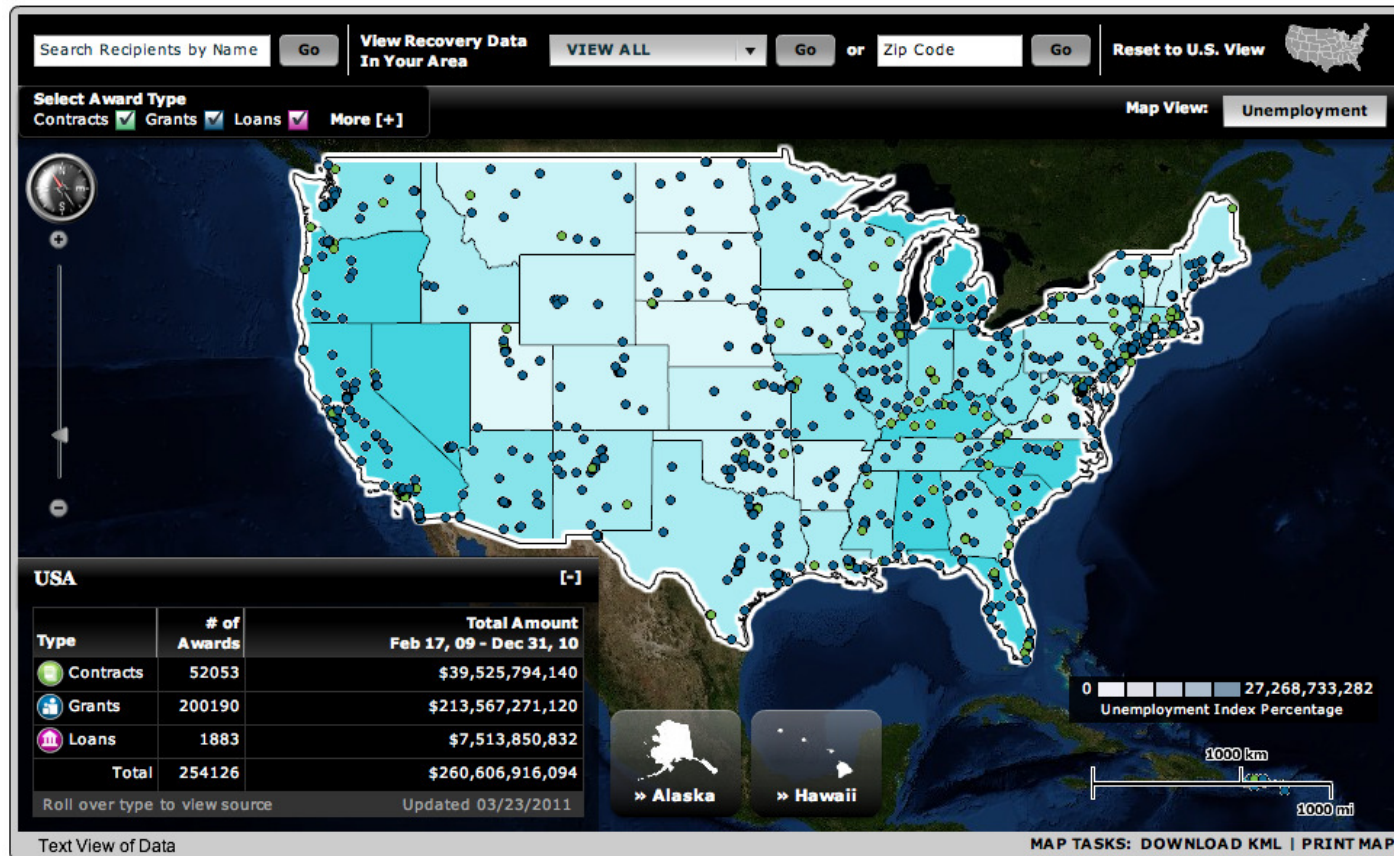
*Conoscere le politiche di coesione per lo sviluppo dei territori
Seminario SSAI – Roma, 1-5 luglio 2013*



RECOVERY.GOV
TRACK THE MONEY

JOB TRAINING AWARDS VS UNEMPLOYMENT

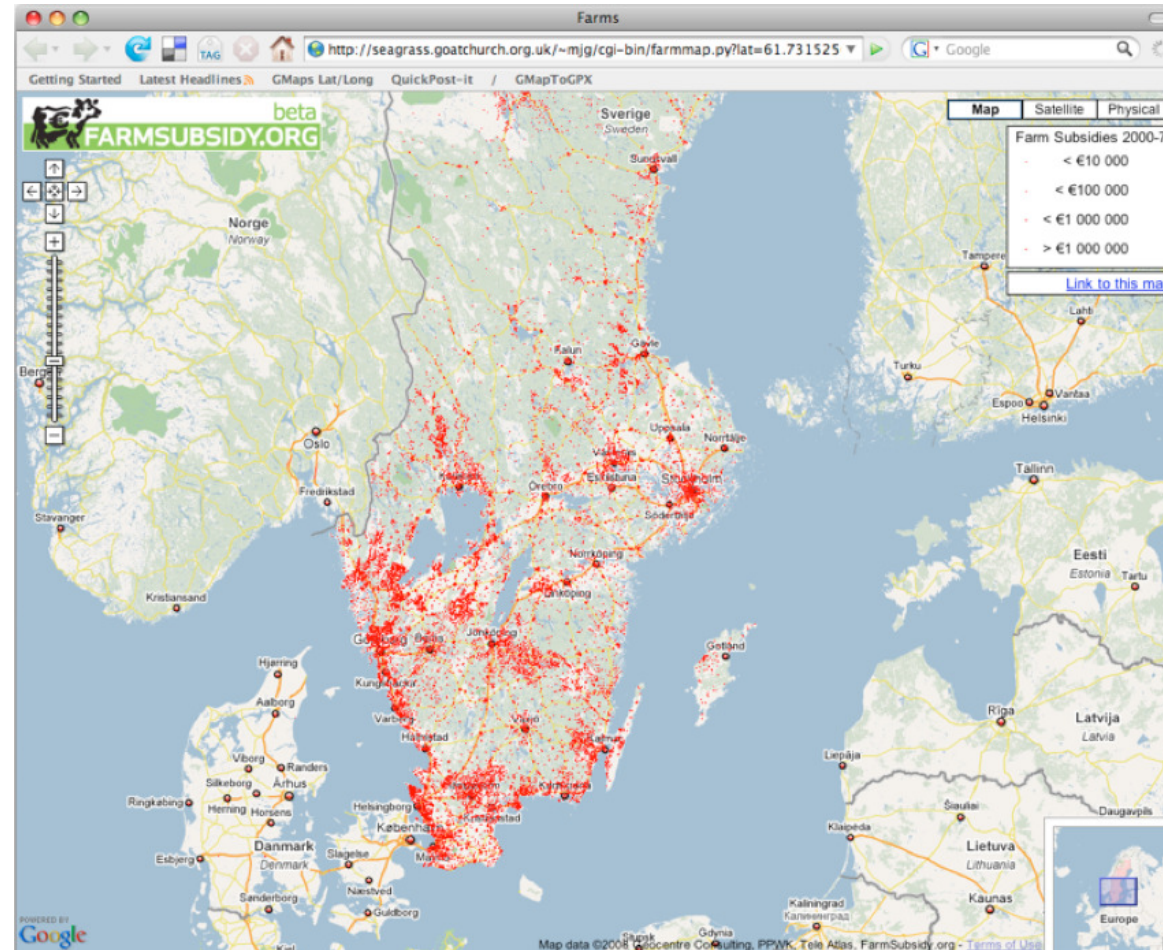
Recovery.gov



OPENCOESIONE



Farmsubsidy.org



EU-Agrarsubventionen wurden zur Unterstützung von Landwirten in Europa eingeführt. Aber auch viele Grosskonzerne kassieren kräftig mit.

Euro erhalten zu haben. Diese zurückhaltende Informationspraxis könnte sich bald ändern. Wenn heute Montag die Agrarminister in Luxemburg kommen, wird...

Klar zu den Profiteuren...

Move to cap EU farm relief threatens gentry's payouts

Multinationals, not farmers rewards in Britain's share of

EU farm subsidy figures 'must pave way for reform'

modern, large-scale, efficient agriculture. British officials said the gov. had argued "vociferously" against the "pro-

Ms Fischer Budget Times: "As a check of the CAP 2008, we will put a ceiling on individual payments. At the same time, we will..."

Aides agricole les profiteurs

£14m Charles and a £94,000 farm subsidy WE pay for... and HE wants to stay secret



ROLLING IN IT: Prince Charles on his Gloucestershire Home Farm

PRINCE Charles has received £94,000 in taxpayers' handouts for farming in the past year - despite raking in £14million from his Duchy of Cornwall estate. Figures obtained by the Daily Express show that the heir to the throne has been given an inflation-busting 3.6 per cent rise in subsidies from the taxpayer, even though he has privately voiced his opposition, in principle, to farmers getting handouts. Charles' office refused to reveal details of the payments when this newspaper requested them four times over the past few months. He received a further £1.5million from the taxpayer in the last financial year, to support his official duties. Details of the farm subsidies were obtained from the Government's Rural Payments Agency after a request under the Freedom of Information Act. Critics said they showed how handouts from Brussels still line the pockets of some of the country's richest landowners, despite efforts to reform the system.

Delay

"This demonstrates the idiocy of the Common Agricultural Policy and the greed of Prince Charles," said Ian Davidson, Labour MP for Glasgow South West and a member of the powerful Commons Public Accounts Committee. "To find a situation where someone who is a multi-millionaire, who already makes millions from his estate, is prepared to take an additional £94,000 - which is more than whole streets in my constituency have to live on - shows how ill the world is divided." The Prince received the payouts at a time when huge numbers of farmers were in dire financial straits because of the Government's disastrous delay in administering the new £1.5billion Single Farm Payment scheme in England. Under the scheme,

which started in December 2000, farmers will increasingly be rewarded as custodians of the landscape, rather than their ability to grow crops that are often not needed. In its first year, however, thousands of payments were late - and farm borrowings were up by £375million as farmers went to the banks to bail them out. But there were no such worries for Charles, who had to wait until last May for most of his money, but got his final top-up payment in June, when 600 of the 114,661 eligible landowners had not received their full entitlements. Charles, who received £96,527 in the previous year under the old system of Common Agricultural Policy payments, got a 3.6 per cent rise, to £99,795. His subsidies, handed out by the Rural Payments Agency, supported his passion for organic farming at his 1,800-acre Duchy Home Farm at Highgrove, Glouc and helped him earn a healthy £2million operating surplus on his various incomes last year. Taxpayers boosted the profitability of Home Farm, where he runs a strictly organic mixed enterprise, growing arable crops and raising livestock, including rare breed Tamworth and Large Black pigs. However, a senior aide revealed that the Prince does not believe in subsidies. "In an ideal world, he would rather they didn't exist," the aide said. "He'd rather that farmers like him got a better price from supermarkets for their products and didn't need help from the taxpayer." "But without subsidies it would be very difficult to run a place like Duchy Home Farm and do what he does." A Clarence House spokeswoman said: "All the money received has been spent appropriately on the farm." But Oxfam policy adviser Clare Godfrey said: "The EU's Common Agricultural Policy is still a very unfair system. Rich farmers continue to receive disproportionately much higher subsidies than small farmers."



Where do the EU Structural Funds go?

Use the search box below to query the EU structural funds database.

Methodology | Terms and Conditions

How to search:

- This database search looks for all matches of exact words in the EU fund project titles, beneficiaries and descriptions.
- At this stage, it distinguishes between accents, so searching for [Punta Umbria Turistica](#) gives different results to [Punta Umbría Turística](#) (note the accent on the "i"s).
- You can translate search words to look for key words in other languages - so having searched for *council*, you can search for *council* in any of the 23 EU languages.

For more information on the data please read our [Methodology](#) page, or contact eufunding@ft.com

[Europe's hidden billions: tracking the EU structural funds](#) is a collaboration between the Financial Times and The Bureau of Investigative Journalism.

FINANCIAL TIMES

The [Financial Times](#) is one of the world's leading business news and information organisations.

THE BUREAU OF INVESTIGATIVE JOURNALISM

The [Bureau of Investigative Journalism](#) is a not-for-profit organisation run out of City University. It has received a £2 million grant from the Potter Foundation to help bolster original, investigative journalism.

Latest changes:

Dec 2: updated the csv download to xls download, using tabs rather than comma delimiters.

Dec 7: new search interface, more relevant results



The Digital Agenda for Europe

*“Turning government data into
gold”*



E-government action plan 2011-2015

- Improvement of Transparency
- Access to information on government laws and regulations, policies and finance
- Re-use of Public Sector Information



Re-use of Public Sector Information Directive (2003)

A common legislative framework regulating how public sector bodies should make their information available for re-use in order to remove barriers such as discriminatory practices, monopoly markets and a lack of transparency.

In December 2011, the Commission presented an [Open Data Package](#):

1.A Communication on Open Data

2.A proposal for a revision of the Directive, which aims at opening up the market for services based on public-sector information, by

- including new bodies in the scope of application of the Directive such as libraries (including university libraries), museums and archives;
- limiting the fees that can be charged by the public authorities at the marginal costs as a rule;
- introducing independent oversight over re-use rules in the Member States;
- making machine-readable formats for information held by public authorities the norm.

3.New Commission rules on re-use of the documents it holds



Trasparenza e Open Data

Le regole europee 2007-2013

Art. 7 Reg. 1828 8 dic 2006

Le Autorità di Gestione sono tenute ad effettuare *“la pubblicazione, elettronica o in altra forma, dell’elenco dei beneficiari, delle denominazioni delle operazioni e dell’importo del finanziamento pubblico destinato alle operazioni”*.

European Transparency Initiative (2008)

Dettaglio ulteriore, “consigliato”:

- ammontare di fondi pubblici pagato al beneficiario alla fine del progetto;
- anno di pagamento finale;
- data dell’ultimo aggiornamento.



Open Data & Transparency

EU rules and initiatives

European Transparency Initiative (2008) - Indicative table for setting the list of beneficiaries of EU Funding

LIST OF BENEFICIARIES FOR REGION X/MEMBER STATE Y (LAST UPDATED MM/YY) ¹				
NAME OF THE BENEFICIARIES	OPERATION	PUBLIC FUNDING PAID TO BENEFICIARY		
	NAME OF THE OPERATION	YEAR OF ALLOCATION/YEAR OF FINAL PAYMENT	AMOUNTS COMMITTED ²	TOTAL AMOUNTS PAID AT THE END OF THE OPERATION
BENEFICIARY 1	Operation A		Currency of Payment	Currency of Payment
BENEFICIARY 1	Operation B		Currency of Payment	Currency of Payment
BENEFICIARY 1	Operation C		Currency of Payment	Currency of Payment
BENEFICIARY 2	Operation A		Currency of Payment	Currency of Payment
BENEFICIARY 3	Operation D		Currency of Payment	Currency of Payment
...	...		Currency of Payment	Currency of Payment



A measure for Open Data quality

Relevant literature on open data policy

Government should only publish data in open, machine-readable formats



Brito, 2007
Robinson et al., 2009

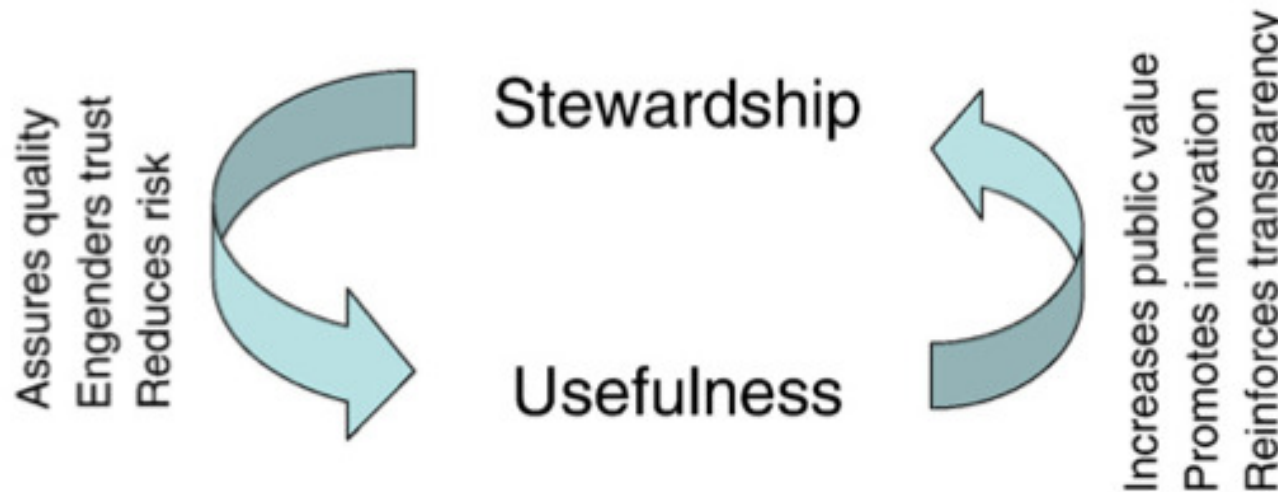


Dawes and Helbig, 2010
Gurstein, 2011
Harrison et al, 2011

Government should consider different users needs (public value) and provide also easy-to-access data in processed form (data divide)

A measure for Open Data quality

Relevant literature on open data policy



Stewardship principle includes the actions and policies addressed to data “care” and aiming to ensure information quality and detail, reduce the risk of misuse, and consequently increase users’ confidence in government information.

Usefulness includes the creation of added value for citizens and enterprises and innovation promotion, thus understanding the actions aimed at making data more accessible to end-users.

Source: Dawes, S: *Stewardship and usefulness: Policy principles for information-based transparency*. *Government Information Quarterly* 27, p. 381 (2010).



Il censimento degli Open Data sui Fondi Strutturali Europei

- Valutazione delle liste dei beneficiari pubblicate dai **Programmi Operativi FESR e FSE dell'EU27**
- Metodo oggettivo:
visita diretta sui siti realizzati delle Autorità di Gestione
- Punto di partenza : portale DG Regio e DG Employment
- Periodi di rilevazione:
ottobre 2010, ottobre 2011, ottobre 2012
- Verifica della presenza o assenza di **40 caratteristiche**



Data collection

Starting points of the web-based analysis

Beneficiaries of European Union Cohesion Policy

National level

Cross-border co-operation

Transnational co-operation

All direct beneficiaries of European Cohesion policy have to be published by the Managing Authorities according to the Commission regulation (EC No 1828/2006). The information must contain the name of the beneficiary, the names of the operations and the amount of public funding allocated to the operations. This map provides direct links to the lists of beneficiaries of the European Regional Development Fund and the Cohesion Fund. The websites with lists of beneficiaries are prepared by the respective Member State. This information is also available for cross-border co-operation programmes involving IPA countries. Please note that the information below is "Work in Progress" and subject to ongoing updates based on information that the Commission receives from the Member States. If you discover a dead link, contact the Managing Authority directly or contact regio-infopub@ec.europa.eu

For beneficiaries of regional programmes : click on the map.



Select a country:
Europe

Beneficiaries of Interregional Co-operation and Networking Programmes:

- > ESPON
- > INTERACT II
- > INTERREG IV C
- > URBACT

A screenshot of the European Social Fund website. The header includes the European Commission logo and the text 'EUROPEAN SOCIAL FUND'. Below the header, there is a navigation menu with 'Who is being funded?' selected. The main content area features a map of Europe with a button that says 'Click on a country to find out more'. To the left of the map is a sidebar with a 'Discover the ESF' section containing a list of links: 'What is the ESF?', 'How to participate in ESF actions?', 'ESF data and graphs', 'Priorities in the Member States', 'Who is being funded?', 'Who is participating?', 'Preparation for ESF in Candidate Countries', 'The ESF rules and regulations', and 'Other EU funds that support employment'. Below this is a 'Library' section with links for 'Videos & photos', 'Fields of activity', 'ESF in Member States', 'Projects', 'News and Events', and 'Press and Media'. At the bottom of the sidebar, there is a section titled 'The future of the ESF: 2014-2020'. The top of the page has a navigation bar with links for 'Sitemap', 'RSS', 'Frequently asked questions', 'Contact', 'Important legal notice', 'Search', and 'English (en)'.



Indice “Dettaglio dei contenuti”

1. Beneficiario finale
2. Progetto
3. Dettaglio asse
4. Dettaglio obiettivi specifici / operativi
5. Dettaglio linea di intervento
6. Descrizione progetto
7. Date di assegnazione e pagamento
8. Data inizio e/o fine progetto
9. Status (avviato, concluso)

Stewardship variables

Aggregated variables		Underlying variables
Content	CONT	Final Beneficiary
		Project
		Axis
		Specific/Operat. Objectives
		Intervention Line
		Project description
		Award and payment dates
		Project start/end dates
		Status (active/completed)
Financial Data	FIN	Financial value allocated to the project
		Payments
		EU co-financing
		National co-financing (or other)
Format = PDF	PDF	PDF
Format = HTML	HTML	HTML
Format = XLS or CSV	XLSCSV	XLS or CSV
Information Quality	QUAL	Last update date
		Update frequency
		Data description
		Fields description in another language
		Number of clicks from home page < 3
		<i>robots.txt</i> does not prevent search engine search

October 2011



Usefulness variables

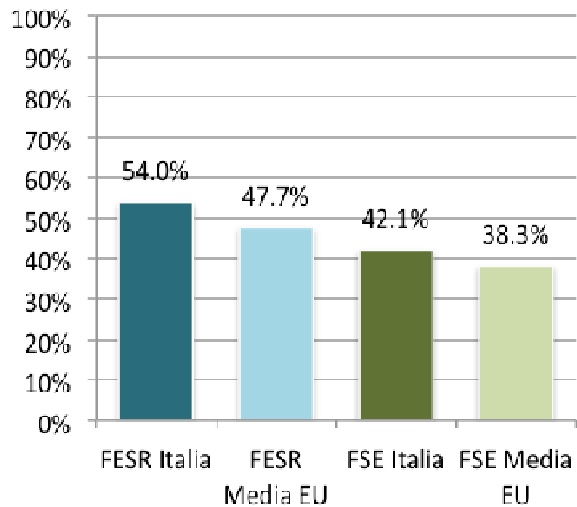
Aggregated variables		Underlying variables
DB consultation through masks	RIC	Search by Fund type
		Search by Project
		Search by OP
		Search by Axis/Object./Action
		Search by Beneficiary
		Search by Resources
		Search by Territory/Area
Search by Project status		
Advanced Functions	GEO	Georeferencing through maps
		Visualisation through graphs and other elaborations
		Data with sub-regional detail

October 2011

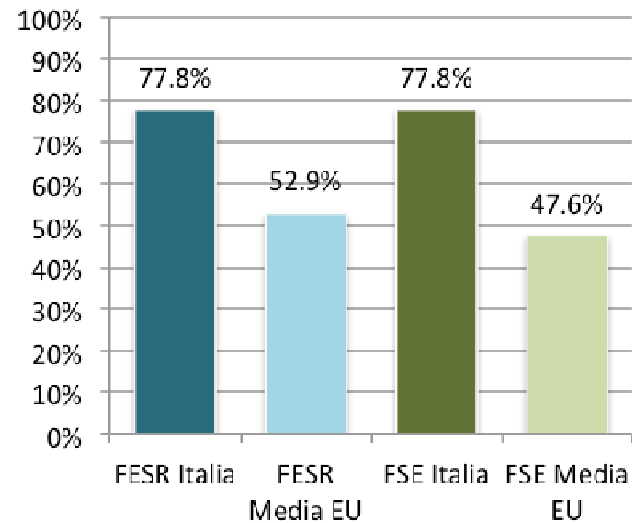


Dettaglio dei contenuti

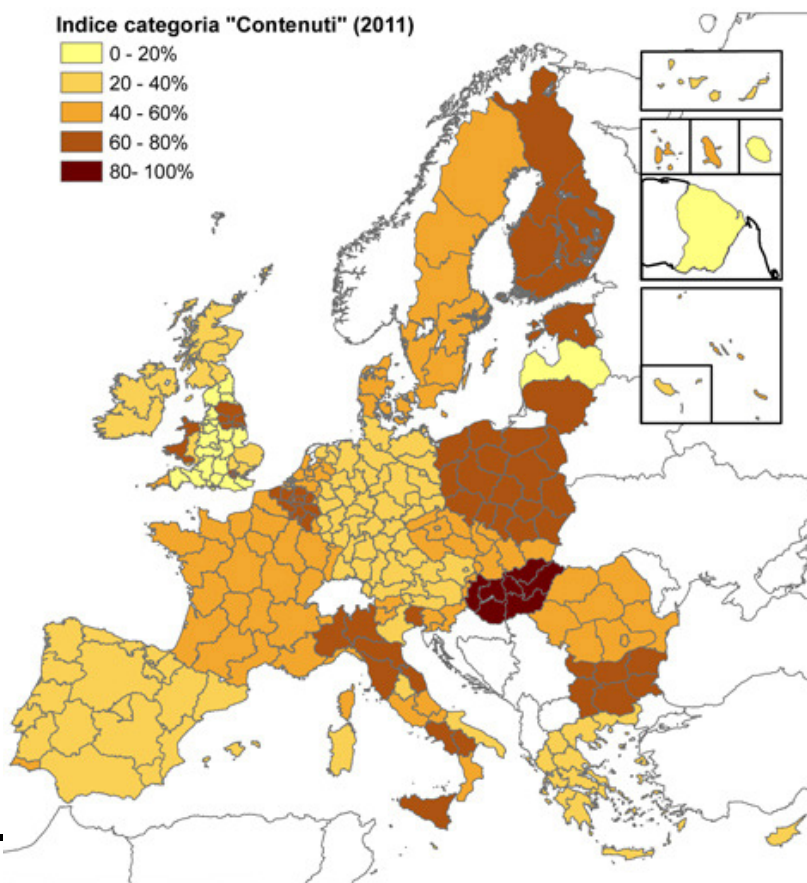
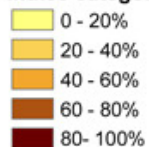
2011



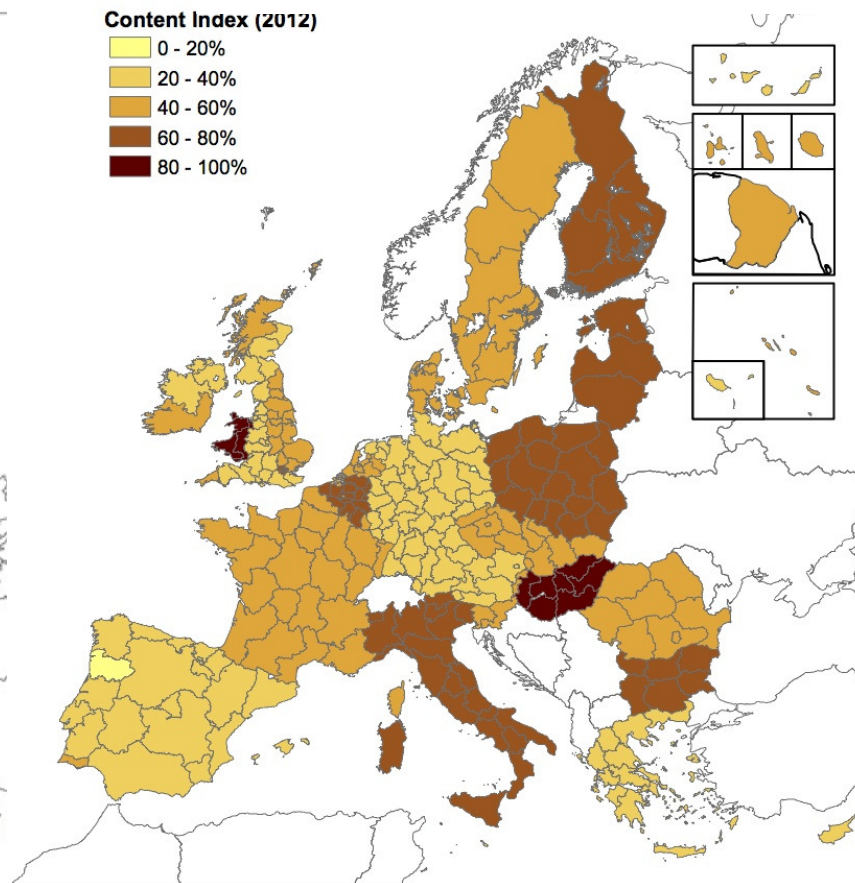
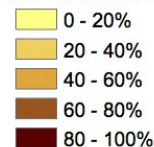
2012



Indice categoria "Contenuti" (2011)



Content Index (2012)

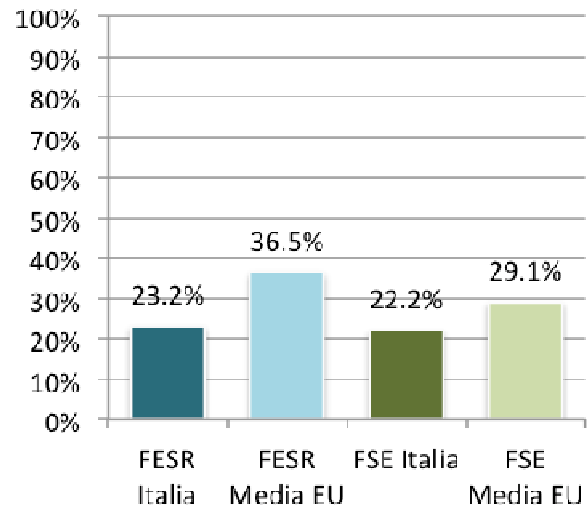


Indice “Qualità dell’informazione”

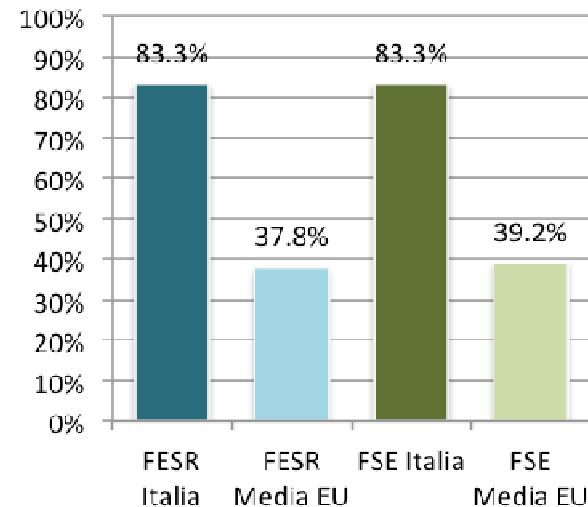
1. Data ultimo aggiornamento
2. Frequenza di aggiornamento
3. Descrizione dei dati (metadata)
4. Descrizione dei campi in altra lingua
5. N. di click dall'home page
6. robots.txt non previene la ricerca sui motori di ricerca

Qualità dell'informazione

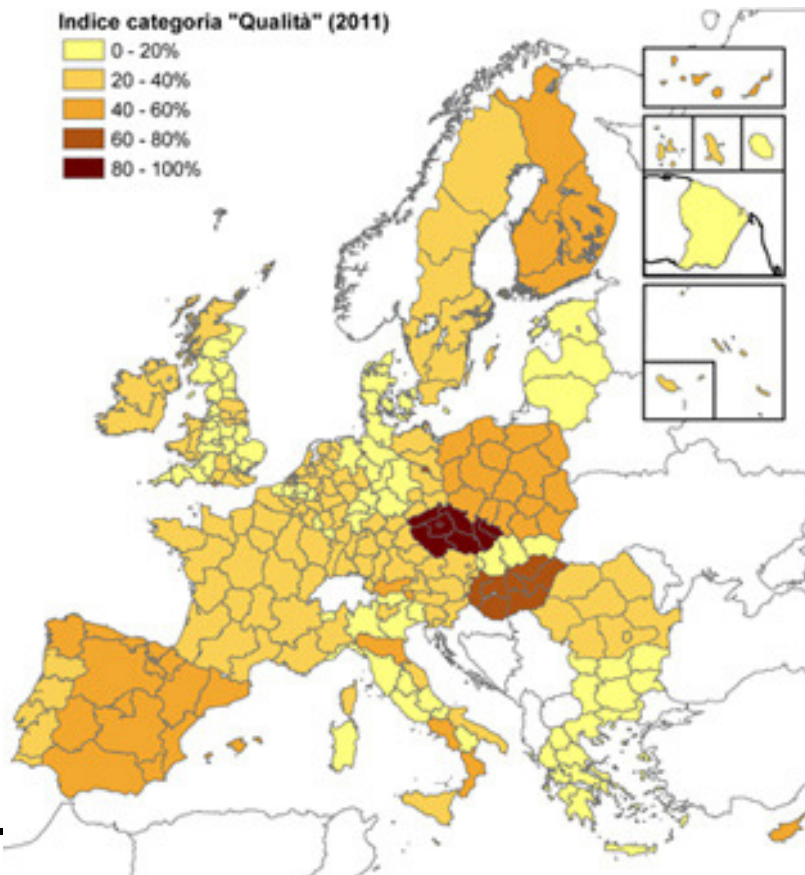
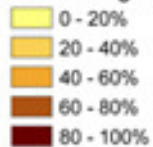
2011



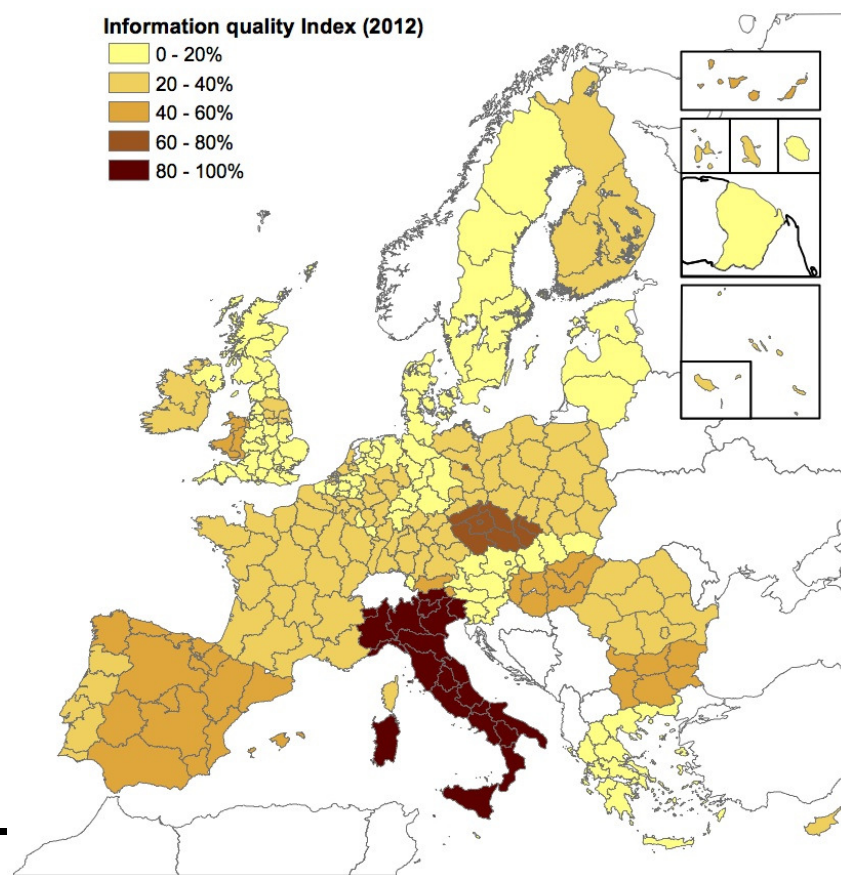
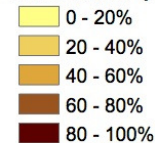
2012



Indice categoria "Qualità" (2011)



Information quality index (2012)



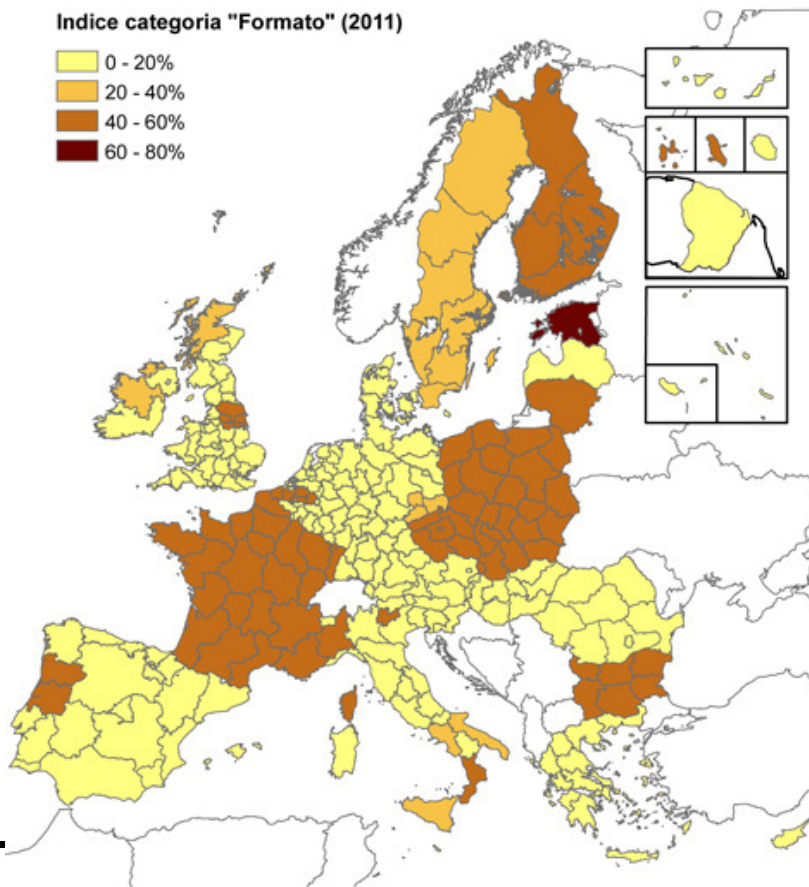
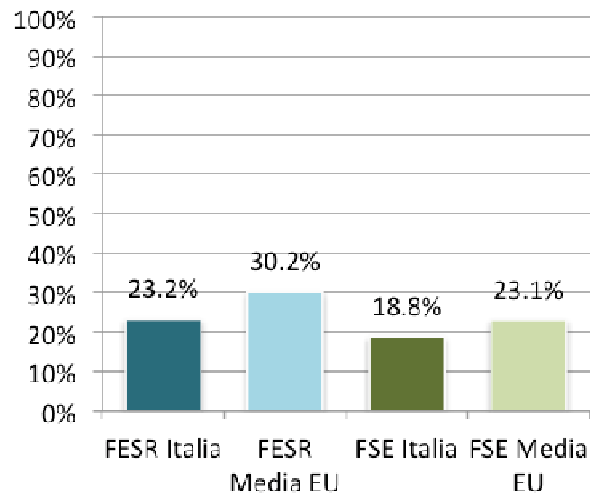
Indice “Formato dei dati scaricabili”



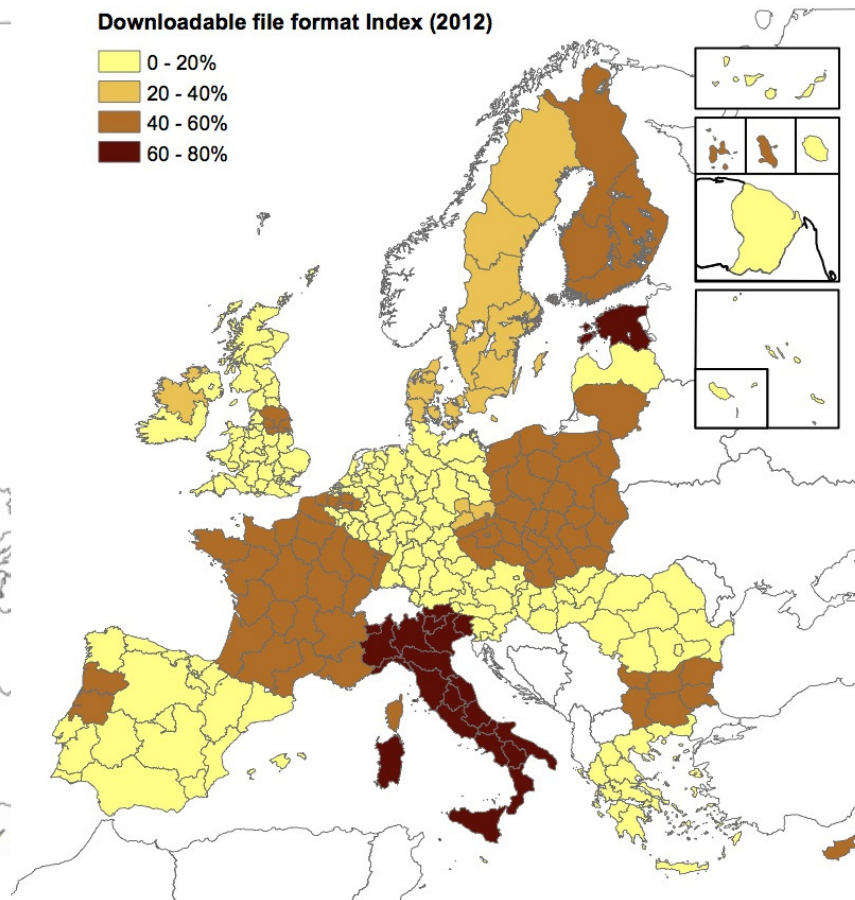
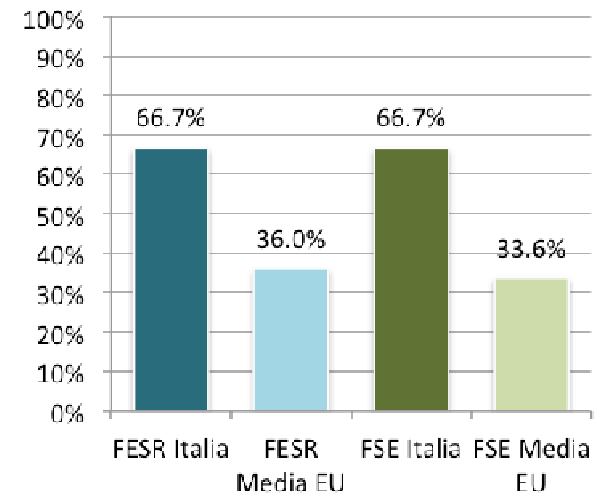
1. PDF
2. HTML (varie pagine)
3. HTML (unica pagina)
4. XLS
5. CSV
6. XML, JSON
7. RDF, linked data

Formato dei dati scaricabili

2011

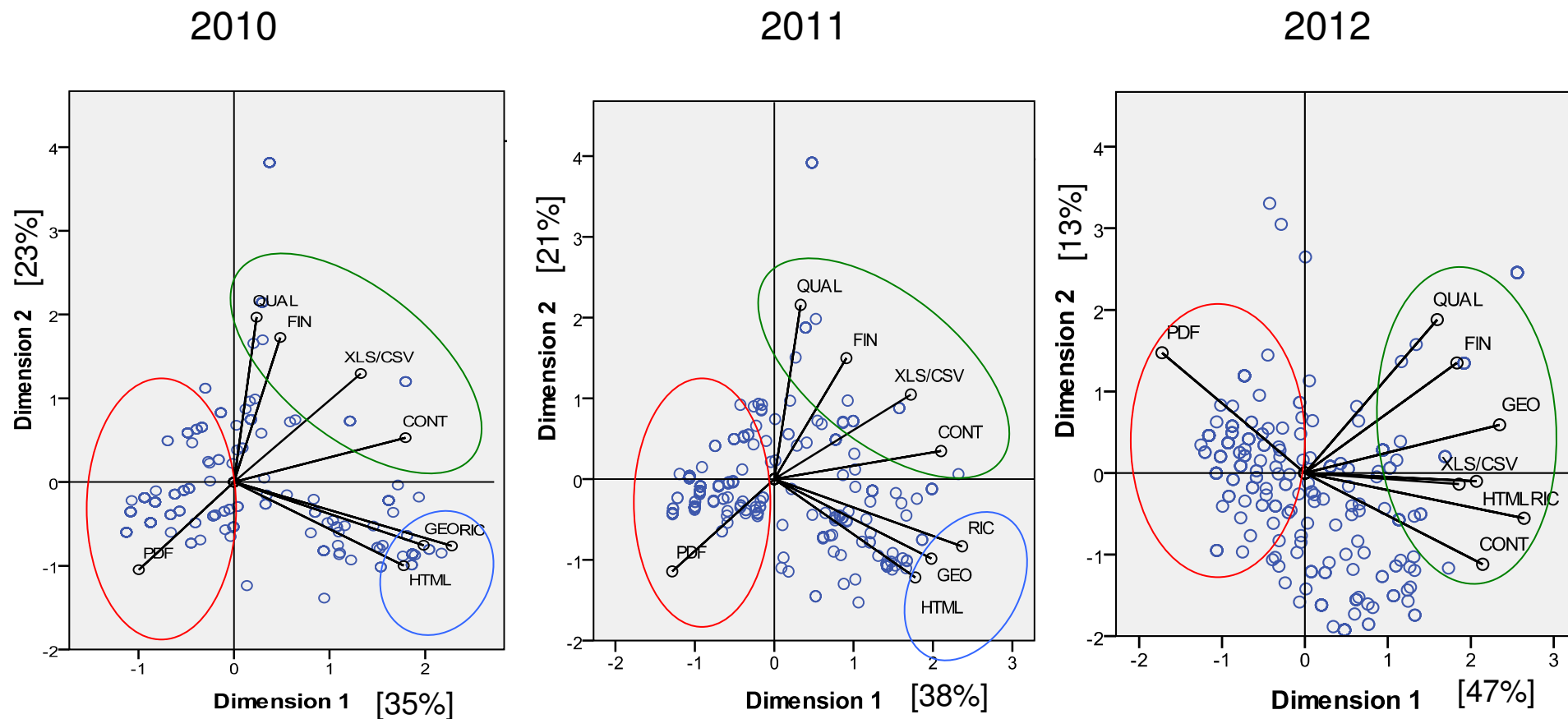


2012



Strategie di Open Data

Evoluzione delle modalità di pubblicazione dei dati (2010-2012)

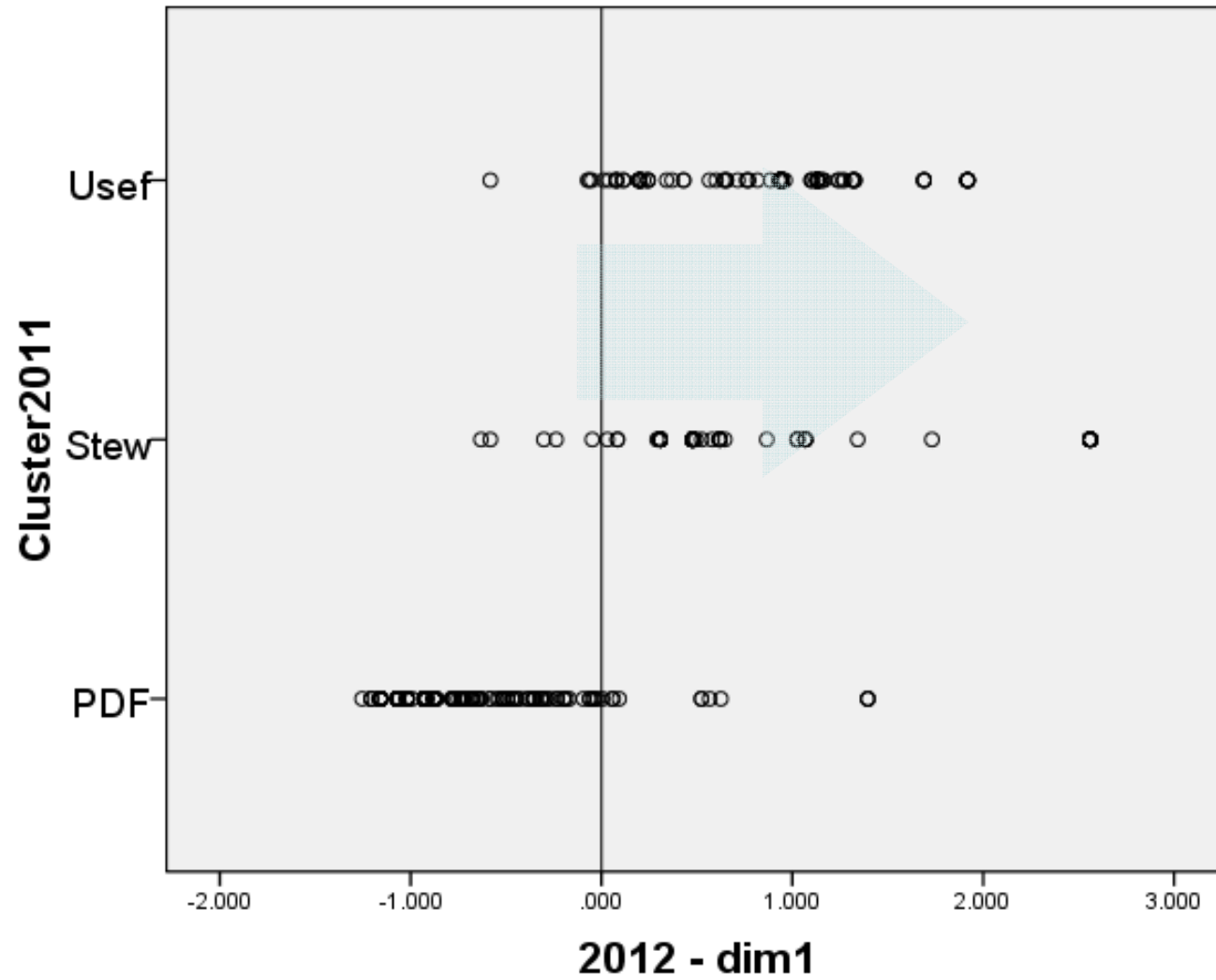


Fonte: Biagetti, M. e Reggi, L. Where does EU money go? Availability and quality of Open Data on the recipients of EU Structural Funds, 2013. <http://bit.ly/Zbu6nd>



Transition matrices

2012 vs 2011



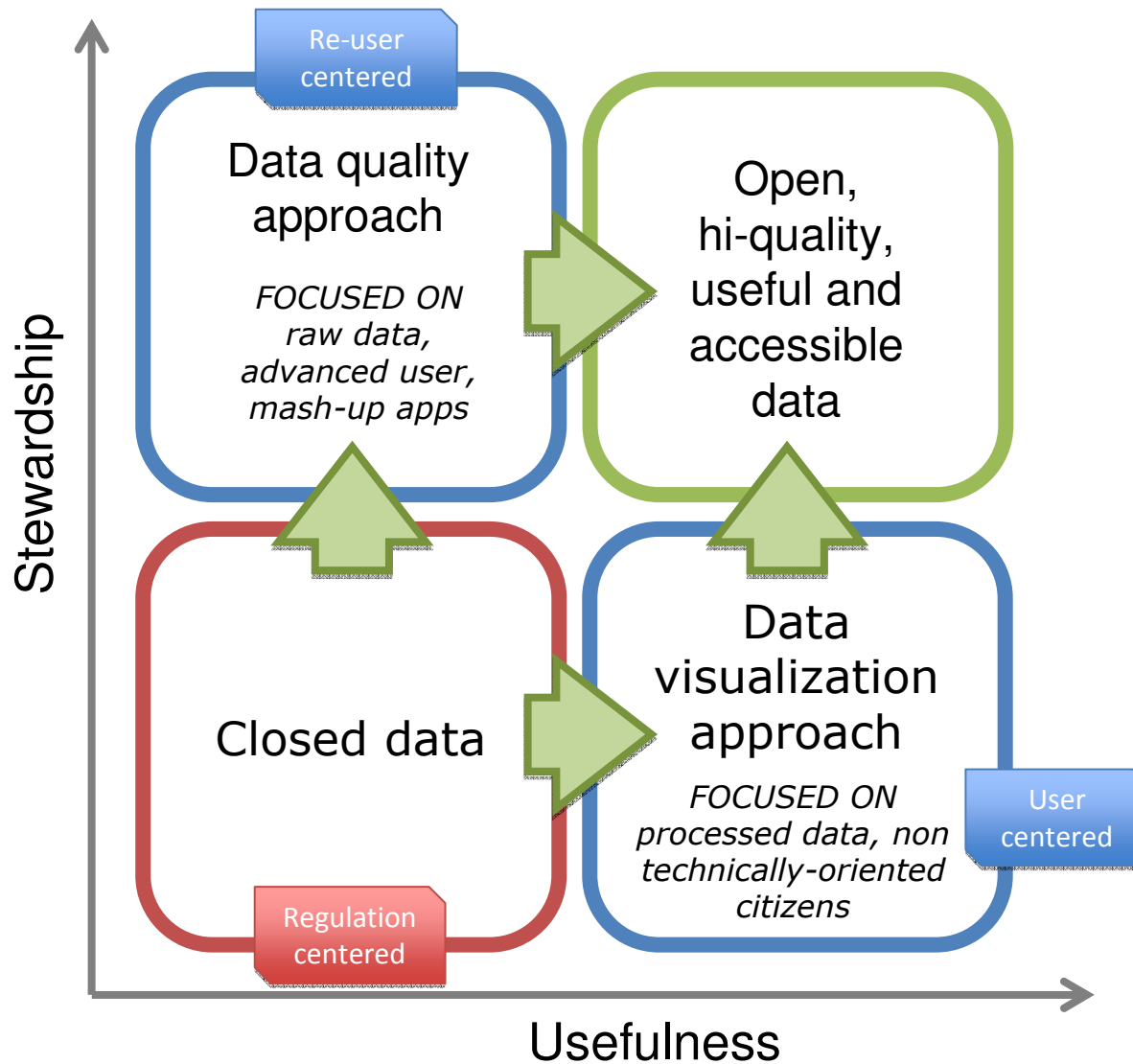
Explaining strategies: results (from pdf to proactive) 2012

Base category = PDF (logit model)

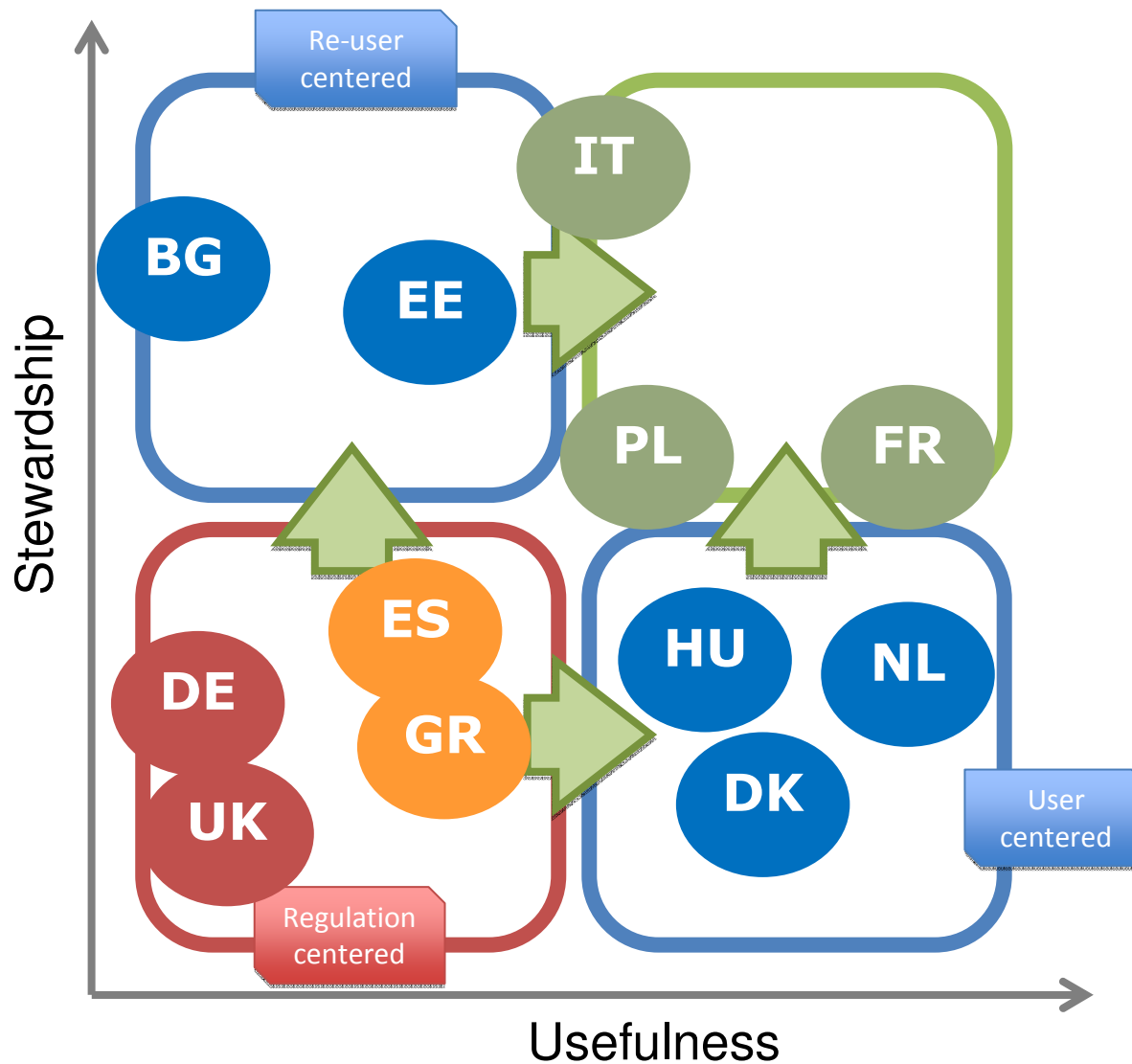
	2012		Model A		Model B	
			OR	P>z	OR	P>z
Dep var: mixed strat						
Proactive strategy	centralization==1		6.981138	0.000	3.922037	0.000
	fund==ESF		0.492804	0.014	0.583577	0.076
	ldotfin		1.295162	0.012	1.204455	0.099
	objectives==2		1.415817	0.266	2.470145	0.011
	objectives==U		0.376834	0.039	0.479698	0.187
	naz_reg==m		0.961289	0.957	6.083097	0.021
	naz_reg==n		0.472046	0.155		
	naz_reg==r		0.216146	0.001	1.201782	0.664
	new_entries==1	→			13.86963	0.000
	Pseudo R2		0.1823		0.2887	
	N		433		362	

Base categories: Centralization==0, fund=ERDF, objective=1, naz_reg (model A)=cb | naz_reg (model B)=n, new_entries (model B)=0

The path to a balanced approach



Some examples....



Portale nazionale Polonia

<http://www.mapadotacji.gov.pl/>

Mapa dotacji UE

▶ Home ▶ Contact ▶ Sitemap ▶ Tell a friend ▶ Gallery of projects 

Lista projektów

Galeria projektów

Statystyki i porównania



Pokaż województwo o najmniejszym wkładzie na osobę

Pokaż województwo o największym wkładzie na osobę

Szczegóły

lubuskie

Liczba dotacji
4227
Wartość
13600324422.39 zł
Wkład
7484872136.42 zł
Wkład na osobę
7418.388538 zł

Wyczyść




Szczegóły

kujawsko-pomorskie

Liczba dotacji
9558
Wartość
20378016747.44 zł
Wkład
10393184307.03 zł
Wkład na osobę
5025.917037 zł

Wyczyść

Porównaj 



OPENCOESIONE

Portale nazionale Olanda

<http://www.europaomdehoek.nl/en>

Europa om de hoek Demo version

[Homepage](#) [Projects](#) [Info](#)

Europe round the corner: together we're strong!

Have you ever wondered what the EU is actually doing near you? Did you know that the EU cooperates with the Dutch government to support projects in your neighbourhood? Thanks to EU grants people can receive retraining courses and entrepreneurs get financial support. We are also working on innovation and conservancy.

This site gives you more information on Dutch projects financed with EU money. Click on the map to find projects in your town or region. You can also select projects by key category, or search for a specific project.

Region	Number of Projects
North	131
North-East	78
East	89
Central	120
West	42
South	212
South-West	163
West Coast	324
North-West	157
South-East	223
Far South	179
Far West	107

- Nature
- City and environment
- People and community
- Knowledge

Search a project
Name, address or city [Advanced search](#)

These projects have been realised with the support of [different EU funds](#).



Trasparenza e Open Data nel 2014-2020

Le regole europee 2014-2020 (negoziato in corso!)

Art. 105 Regolamento generale

Formato machine-readable: es. CSV, XML

Sistema nazionale centralizzato

Esplicitazione della licenza [*clear indication to the applicable licensing rules under which the data are published*]

Dettaglio ulteriore, obbligatorio:

- sintesi dell'intervento
- data di inizio e fine dell'intervento
- tasso di cofinanziamento UE
- codice postale dell'intervento;
- denominazione della categoria di intervento (= tema);
- data dell'ultimo aggiornamento dell'elenco degli interventi;
- i titoli dei campi di dati e le denominazioni degli interventi forniti anche in almeno un'altra lingua ufficiale dell'Unione europea.



...A piccoli passi verso l'uso dei dati aperti



OPENCOESIONE

Grazie per l'attenzione

www.opencoessione.gov.it

opencoessione@tesoro.it



OPENCOESIONE